

## Easy 1-2-3 Setup for Proper Installation For Windows 98SE/Me/2000 (1394 and USB) and XP (1394)

**Installation without Retrospect Express™**  
If you wish to only install your drive without Retrospect Express, follow the instructions on page 17 of the User's Guide. For more information about Retrospect Express, refer to page 19 of the User's Guide. Note: The Maxtor OneTouch™ feature will not work unless you install Retrospect Express.

**Windows 2000 and XP**  
If you get an error message regarding Administrative Privileges, follow the instructions on page 32 of the User's Guide.

**Windows 98SE and 1394\* interface**  
You must install Microsoft's 98SE Storage Supplement. For details, refer to the User's Guide – page 31.

**Windows XP and USB interface**  
Refer to instruction below.

### 1 Insert the Install CD into your CD-ROM drive

Follow the on-screen instructions to install new drivers, the Maxtor OneTouch feature, and Retrospect Express software. For details, refer to the User's Guide – page 5.



**Windows XP only**  
A Windows Alert appears with the message: "The software you are installing has not passed Windows logo testing...". This is normal. Click Continue Anyway.

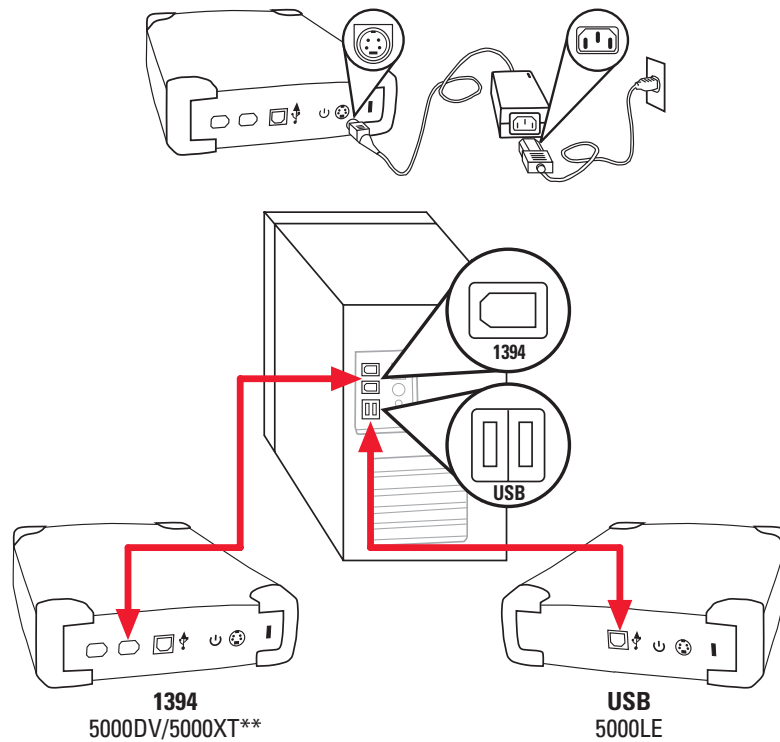
\*The 5000LE model does not support the 1394 interface.  
\*\*5000DV/5000XT models may also be connected with the USB interface. ©2002 Maxtor Corporation

### 2 Connect the drive to your computer\*

Plug in the power adapter and either the USB cable or the 1394 cable. For details, refer to the User's Guide – page 7.

**Windows XP with 1394 interface**  
Windows XP requires special installation steps. For details, refer to page 10 of the User's Guide.

**Windows 98SE with 1394 interface**  
A window titled **Version Conflict** will appear three times. Click **Yes** to keep the correct file each time.



Connect only one interface at a time.


**For Windows XP with USB interface, please refer to instructions below.**

Allow up to 2 minutes for your computer to recognize the drive.

### 3 Configure the Maxtor OneTouch feature

Push the button and follow the on-screen instructions. After completing the product registration, exit the Retrospect Express software.

Push the button again and follow the on-screen instructions to configure this feature. For details, refer to the User's Guide – page 11.



## Easy 1-2-3 Setup for Proper Installation For Windows XP with USB Interface

**Installation without Retrospect Express™**  
If you wish to only install your drive without Retrospect Express, follow the instructions on page 17 of the User's Guide. For more information about Retrospect Express, refer to page 19 of the User's Guide. Note: The Maxtor OneTouch™ feature will not work unless you install Retrospect Express.

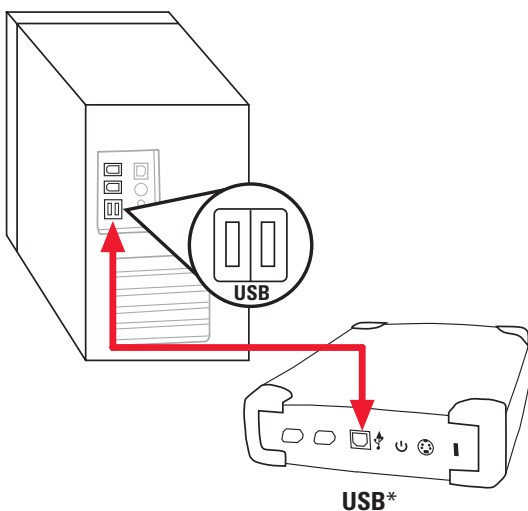
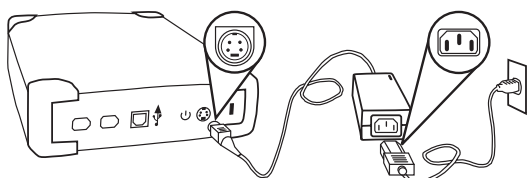
**Note:** The User's Guide describes an alternate installation process.

**Windows 2000 and XP**  
If you get an error message regarding Administrative Privileges, follow the instructions on page 32 of the User's Guide.

Allow up to 2 minutes for your computer to recognize the drive.

### 1 Connect the drive to your computer\*

Plug in the power adapter and the USB cable. For details, refer to the User's Guide – page 7.



### 2 Insert the Install CD into your CD-ROM drive

Follow the on-screen instructions to install new drivers, the Maxtor OneTouch feature, and Retrospect Express software. For details, refer to the User's Guide – page 5.



**Windows XP only**  
A Windows Alert appears with the message: "The software you are installing has not passed Windows logo testing...". This is normal. Click Continue Anyway.

### 3 Configure the Maxtor OneTouch feature

Push the button and follow the on-screen instructions. After completing the product registration, exit the Retrospect Express software.

Push the button again and follow the on-screen instructions to configure this feature. For details, refer to the User's Guide – page 11.



\*The 5000LE model does not support the 1394 interface.  
©2002 Maxtor Corporation

**For Windows 98, Me, 2000 and XP with 1394 interface, please refer to instructions above.**

## Easy 1-2-3 Setup for Proper Installation For Macintosh (FireWire® and USB)

**Installation without Retrospect Express™**  
If you wish to only install your drive without Retrospect Express, follow the instructions on page 17 of the User's Guide. For more information about Retrospect Express, refer to page 19 of the User's Guide. Note: The Maxtor OneTouch feature will not work unless you install Retrospect Express.

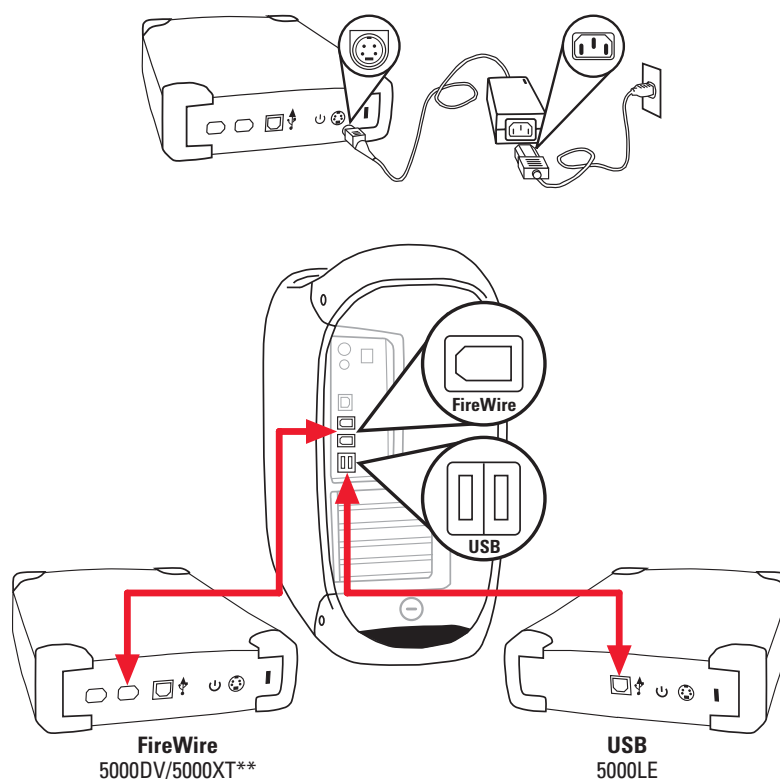
### 1 Insert the Install CD into your CD-ROM drive

To install new drivers, the Maxtor OneTouch feature, and Retrospect Express software, insert the Install CD, open the CDs icon and double-click the Install Retrospect Express icon. For details, refer to the User's Guide – page 6.




### 2 Connect the drive to your computer\*

Plug in the power adapter and either the USB cable or the FireWire cable. For details, refer to the User's Guide – page 7.



### 3 Configure the Maxtor OneTouch feature

Push the button and follow the on-screen instructions to configure this feature. For details, refer to the User's Guide – page 11.



**Macintosh OS 9 and OS X**  
Maxtor requires that you re-format your drive with the Mac OS Extended format for proper operation. For details, refer to the User's Guide – page 14.

\*The 5000LE model does not support the FireWire interface.  
\*\*5000DV/5000XT models may also be connected with the USB interface. ©2002 Maxtor Corporation

**Macintosh OS X**  
OS X will not recognize the original format of the drive. After you connect the drive, an alert box appears. Select **Initialize** to begin the **OS X Disk Utility**. Select the **Erase** tab in **Disk Utility**. Format the drive for **Mac OS Extended**. For details, refer to the User's Guide – page 16.

## Software License Agreement Maxtor Personal Storage™ Software

### IMPORTANT – READ CAREFULLY BEFORE OPENING SOFTWARE PACKET

The following Software License Agreement ("License") for one licensed copy of the Maxtor Personal Storage Software (the "Software") applies to you. By opening the sealed packet containing the Software, you indicate your acceptance of this License.

This is a legal agreement between you ("You") and Maxtor Corporation ("Maxtor"). By opening the sealed package and/or by using the Software you agree to be bound by the terms of this License. If you do not agree to the terms of this License, promptly return the Software, together with the unused Maxtor Personal Storage disk drive product ("Maxtor Personal Storage Disk Drive") packaged with the Software, in their original sealed packaging, to the place you acquired the Software for a full refund.

- License.** The Software is licensed and not sold. Maxtor grants to you a personal, nonexclusive license to Use the Software only on a computer that is directly or indirectly coupled to, and only for operation in conjunction with, one or more Maxtor Personal Storage Disk Drives. "Use" means storing, loading, installing, executing or displaying the Software. You may not modify the Software or disable any licensing or control features of the Software. You are obtaining no rights in the Software except those given in this limited license.
- Ownership.** The Software, together with all intellectual property rights embodied therein, is owned by Maxtor and/or its third party suppliers and the Software is protected by United States copyright laws and international treaties. Your license confers no title or ownership in the Software. Maxtor's third party suppliers may protect their rights in the event of any violation of this License.
- Copies.** You may make one copy of the Software for backup or archival purposes, or when copying is an essential step in the authorized Use of the Software. You must reproduce all copyright notices in the original Software on all copies. You may not copy the Software onto any bulletin board or similar system, nor can you copy the user documentation provided with the Software except for your own authorized use.
- Restrictions on Use.** The Software contains copyrighted material, trade secrets, and other proprietary material of Maxtor and its suppliers. You are not permitted to (i) modify, adapt, translate, decompile, disassemble or otherwise reverse engineer the Software or reduce the Software to human-readable form by any means whatsoever; (ii) remove any identification, copyright or other notices from the Software; (iii) create a derivative work of any part of the Software; or (iv) rent, lease, loan or distribute the Software in whole or in part.
- Transfer.** Your license will automatically terminate upon any transfer of the Software. Upon transfer, you must cease all use and deliver the Software, including any copies and related documentation, to the transferee. The transferee must accept and be bound by this License as a condition of the transfer.
- Third Party Software.** The media containing the Software includes third software products ("Third Party Software") which require that you enter into a separate license agreement with the publisher of such software in conjunction with your original installation. You understand that your use of the Third Party Software is governed by the terms of that end user license agreement and not by this License, and you agree to abide by that third party license agreement.
- Termination.** Maxtor may terminate your license upon notice of failure to comply with any of the terms of this License. Upon termination, you must immediately destroy the Software, together with all copies thereof. The disclaimers in Sections 8 and 9 and the provisions of Sections 6, 10, 11 and 12 shall survive any termination.
- Limited Warranty.** Maxtor warrants that the media on which the Software is distributed will be free from damage or physical defects at the time of first distribution to you. If the damaged or defective media is returned to Maxtor (postage prepaid) within ninety (90) days from the date of delivery of the Software to you, then Maxtor will provide you with a replacement copy at no cost. Your sole and exclusive remedy in the event of breach of this warranty will be that Maxtor will, at its option, replace any defective media returned to Maxtor within the warranty period or refund the money you paid attributable to the Software. Except for the foregoing, Maxtor is licensing the Software to you "as is." Neither Maxtor nor its suppliers warrant that the Software will meet your requirements or that the operation of the Software will be uninterrupted or that the Software will be error-free. THE ABOVE WARRANTY IS EXCLUSIVE AND IN LIEU OF ALL OTHER WARRANTIES OR CONDITIONS, WHETHER EXPRESS, IMPLIED OR STATUTORY, INCLUDING, WITHOUT LIMITATION, ANY IMPLIED WARRANTY OR CONDITION OF MERCHANTABILITY, FITNESS FOR A PARTICULAR PURPOSE OR NON-INFRINGEMENT OF THIRD PARTY RIGHTS. Some jurisdictions do not allow the exclusion of implied warranties or limitations on how long an implied warranty may last, so the above limitations may not be applicable to you. This limited warranty provides specific legal rights. Other rights may vary from jurisdiction to jurisdiction.
- Limitation of Liability.** EXCEPT TO THE EXTENT PROHIBITED BY LOCAL LAW OR FOR BODILY INJURY, IN NO EVENT SHALL MAXTOR OR ITS SUBSIDIARIES, AFFILIATES OR SUPPLIERS, BE LIABLE FOR ANY DIRECT, CONSEQUENTIAL, SPECIAL, INCIDENTAL, OR INDIRECT DAMAGES OF ANY KIND (INCLUDING, WITHOUT LIMITATION, ANY LOSS OF DATA, LOSS OF PROFITS OR DOWNTIME COSTS) ARISING OUT OF THE USE OF, INABILITY TO USE, OR THE RESULTS OF USE OF, THE SOFTWARE, WHETHER BASED IN WARRANTY, CONTRACT, TORT OR OTHER LEGAL THEORY, AND WHETHER OR NOT ADVISED OF THE POSSIBILITY OF SUCH DAMAGES. IN NO EVENT SHALL THE TOTAL LIABILITY OF MAXTOR OR ITS SUPPLIERS FOR ALL DAMAGES, LOSSES, AND CAUSES OF ACTION EXCEED THE AMOUNT PAID BY YOU FOR THE SPECIFIC MAXTOR PRODUCT TO WHICH THE LIABILITY IS RELATED. Some jurisdictions do not allow the exclusion or limitation of liability for incidental or consequential damages, so the above limitation may not apply to you.
- Export Restrictions.** You agree and certify that neither the Software nor any technical data received from Maxtor, nor the direct product thereof, will be exported outside the United States except as authorized and as permitted by the laws and regulations of the United States. If the Software has been rightfully obtained by you outside the United States, you agree that you will not re-export the Software nor any other technical data received from Maxtor, nor the direct product thereof, except as permitted by the laws and regulations of the United States and the laws and regulations of the jurisdiction in which you obtained the Software.
- Government Restricted Rights.** The Software is provided with RESTRICTED RIGHTS. The Software is a commercial software product, licensed on the open market, and was developed entirely at private expense and without government funds. Any use, modification, reproduction, release, performance, display, or disclosure of the Software by any government entity shall be governed solely by the terms of this License and shall be prohibited except to the extent expressly provided under this License. No license to the Software is granted to any government entity requiring different terms. Use, duplication, or disclosure by the U.S. Government is subject to restrictions as set forth in subparagraph (c)(1)(ii) of the Rights in Technical Data and Computer Software clause at DFARS 252.227-7013 or subparagraphs (c)(1) and (2) of the Commercial Computer Software – Restricted Rights clause at 48 CFR 52.227-19, as applicable. Manufacturer is Maxtor Corporation, 500 McCarthy Blvd., Milpitas, CA 95035.
- General.** This License will be governed by the laws of the State of California, as applied to agreements entered into and to be performed entirely within California between California residents, without regard to principles of conflicts of laws. Application of the United Nations Convention on Contracts for the International Sale of Goods is expressly disclaimed. This License may only be modified by a written document which has been signed by both you and Maxtor. Should any provisions of this License be declared invalid by any court of competent jurisdiction, the balance of the License will remain in full force and effect. This is the entire agreement between you and Maxtor, and supersedes any prior agreement, whether written or oral, relating to the subject matter of this License.